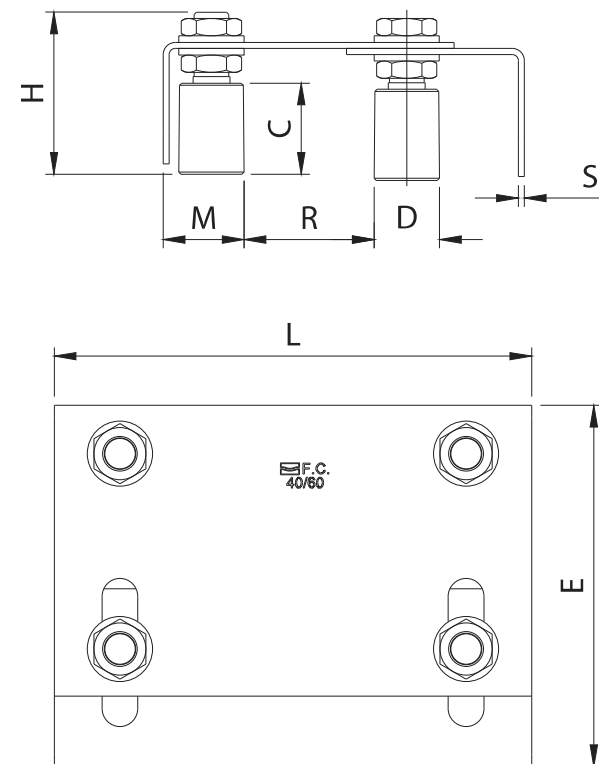





Art. 255



TECHNICAL CHARACTERISTICS				
		255-220	255-350	
WEIGHT OF PART		2,27 Kg	5,58 Kg	
GATE MIN. THICKNESS		35 mm	62 mm	
GATE MAX. THICKNESS		62 mm	85 mm	
MAINTENANCE FREQUENCY				
PRIVATE HOME	COMPANY	WAREHOUSE	CONDOMINIUM <20 UNITS	CONDOMINIUM > 20 UNITS
2 YEARS*	2 YEARS*	2 YEARS*	1 YEAR*	1 YEAR*
Check rollers.				
Check welds.				
*The scheme refers to a normal workplace (not marine or particularly aggressive environments).				

Art.		Code	C	D	E	H	L	M	R	S		
255-220	Ø30	11306005 001	40	Ø30	135-175	74	220	38	35-62	3	10	22,70
255-350	Ø40	11306010 001	58	Ø39	176-222	98	350	47	62-85	4	5	27,90

